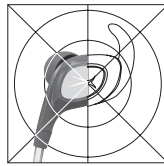


# WATERPROOF IN-EAR

## EARPHONES

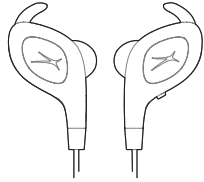


### Quick Start Guide

Item # MZX399



1. Make sure the following items are included in your package.



MZX399 Waterproof In-Ear Earphones



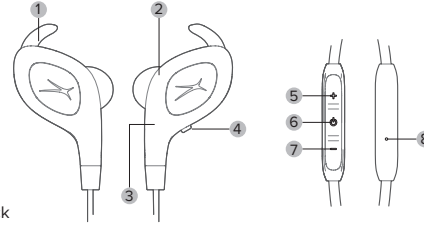
USB Cable



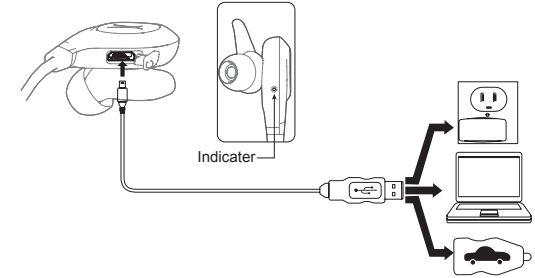
Ear Caps

2. For a look at the various buttons and parts of your earphones, view the graphic below.

- ① Earloop
- ② Free Bit Ear Tips
- ③ LED Indicator Light
- ④ Charging Port
- ⑤ Volume +/Next Track
- ⑥ Power/Answer
- ⑦ Volume -/Previous Track
- ⑧ Microphone



3. **Charging:** When charging, a red LED light will illuminate. The light will turn blue when your unit is fully charged. Your earphones can take up to two hours to fully charge.

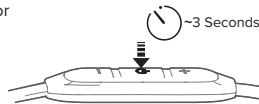


#### 4. Powering ON/Powering OFF Your Earphones:

-Press and hold the Power button for approximately 3-5 seconds to power on your earphones. Your earphones will automatically connect with the last phone they were paired with if they have previously been paired.

-Once powered on, you can press and hold the Power button again for approximately three seconds to power off your earphones.

**NOTE:** In order to save power, your earphones will automatically power off if left unpaired and idle for several minutes.

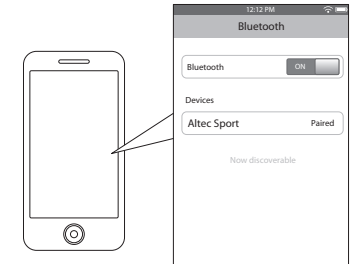
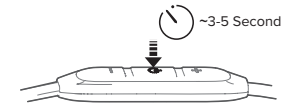


#### 5. Pairing Your Earphones With a Bluetooth Phone

-To power on your earphones, press and hold the Power button for approximately 3-5 seconds. Once powered on, you will hear your earphones audibly say "Powering ON."

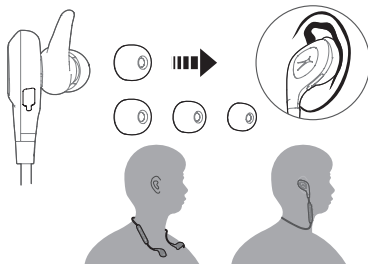
-Immediately after powering on your earphones, the LED Indicator Light will alternately flash red and blue to indicate that your earphones are ready to be paired.

-Go to the Bluetooth Manager on your phone. Search Bluetooth devices and select "Altec Sport" to start connecting. Once paired, the LED Indicator Light will slowly flash blue every few seconds.



#### 6. Wearing Your Earphones

For the best sound performance and a secure, comfortable fit, be sure that the ear buds rest gently in your ear and drape around the back of your neck. Use the ear caps that works best for you.



#### 7. Listening to Music

##### Play/Pause

Press the Power button to get music from your audio source to play or pause.

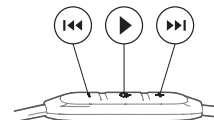
##### Next/Previous Song

Press and hold the Volume Up or Volume Down buttons to advance to the next song or go back to the previous one.

##### Increase/Decrease Volume

Repeatedly tap the Volume Up or Volume Down buttons to increase or decrease the volume.

**NOTE:** Music will automatically pause when a call is dialed out or when there is an incoming call. It will resume when the call ends.



#### 8. Using Your Earphones During Phone Calls

##### Last Number Redialing

Quickly tap on the Answer button twice and the last number that you dialed will be redialed.

##### Answering an Incoming Call

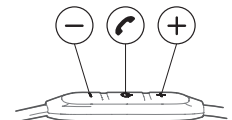
To answer an incoming call, quickly press the Answer button.

##### Ending a Call

To end a call, quickly press the Answer button, and the call will be disconnected.

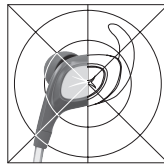
##### Adjusting Volume

By pressing the Volume Up or Volume Down buttons you can increase or decrease the volume of the phone call.



# WATERPROOF IN-EAR

## EARPHONES



### Quick Start Guide

Item # MZX399



#### Care & Maintenance

- Before using your earphones, inspect them carefully to make sure that they are clear of dust and debris before charging.
- Use a soft cloth to clean your earphones. Never use any harsh chemicals or detergents. Make sure your earphones are dry before charging.
- When your earphones are not in use, they should be stored in a cool, dry place.
- Never tug or yank on the cables. Doing so can damage your earphones.
- Never expose your earphones to high temperatures, or extreme cold.
- Give your ears a break. Do not listen to your earphones at high volumes for extended periods of time.
- If exposed to salt water, rinse your earphones with tap water to maintain proper long term performance.
- Please recycle or dispose of your earphones properly based on the laws and rules of your municipality. Contact local recycling facilities and/or the manufacturer of your earphones for further information.



#### Important Safety Precautions & Battery Information

1. Do not allow children or the infirm to play with your earphones without adult supervision.
2. Do not expose your earphones to excessive heat, flames or fire.
3. Always press all buttons carefully. Do not mishandle your earphones.
4. Do not use in extremely dry environments, as this can lead to static discharge during usage.
5. Do not expose your earphones to temperatures above 40°C. Keep out of direct sunlight.
6. Do not attempt to repair this product yourself. Contact a qualified service center if your earphones are in need of service.
7. Do not drop, puncture or expose your earphones to excessive trauma.
8. Your earphones are not intended for commercial use.
9. Do not place near objects that generate a strong magnetic field.
10. Do not charge during lightning storms.
11. The device is equipped with an integrated lithium-polymer battery. The battery cannot be replaced. Do not attempt to remove the battery from the device.
12. The battery used in this device may present a risk of fire or chemical burn if mistreated.

#### SPECIFICATIONS

Drivers: 8mm  
Frequency range: 20Hz-20kHz



#### Technical Support

For technical support issues please visit our website at [www.alteclansing.com](http://www.alteclansing.com). You can find manuals, software and FAQ's at the website. Can't find what you are looking for? Call 1-855-292-4087 to access our technical support information on the phone.

### Altec Lansing One Year Warranty Card

This warranty covers the original consumer purchaser only and is not transferable.

This warranty covers products that fail to function properly UNDER NORMAL USAGE, due to defects in material or workmanship. Your product will be repaired or replaced at no charge for parts or labor for a period of one year.

#### What Is Not Covered by Warranty

Damages or malfunctions not resulting from defects in material or workmanship and damages or malfunctions from other than normal use, including but limited to, repair by unauthorized parties, tampering, modification or accident.

#### To Obtain Warranty Service and Troubleshooting information:

Call 1-855-292-4087 or Visit our website at [www.alteclansing.com](http://www.alteclansing.com).

To receive Warranty service along with the name and address of an authorized product service center, the original consumer purchaser must contact us for problem determination and service procedures. Proof of purchase in the form of a bill of sale or receipted invoice, evidencing that the Product is within the applicable Warranty period(s), MUST be presented in order to obtain the requested service. It is your responsibility to properly package and send any defective products along with a dated copy of proof of purchase, a written explanation of the problem, and a valid return address to the authorized service center at your expense. Do not include any other items or accessories with the defective product. Any products received by the authorized service center that are not covered by warranty will be returned unrepaid.

**NO WARRANTIES, WHETHER EXPRESS OR IMPLIED, INCLUDING, BUT NOT LIMITED TO, ANY IMPLIED WARRANTIES OF MERCHANTABILITY OR FITNESS FOR A PARTICULAR PURPOSE, OTHER THAN THOSE EXPRESSLY DESCRIBED ABOVE SHALL APPLY. DISTRIBUTOR FURTHER DISCLAIMS ALL WARRANTIES AFTER THE EXPRESS WARRANTY PERIOD STATED ABOVE. NO OTHER EXPRESS WARRANTY OR GUARANTY GIVEN BY ANY PERSON, FIRM OR ENTITY WITH RESPECT TO THE PRODUCT SHALL BE BINDING ON DISTRIBUTOR. REPAIR, REPLACEMENT, OR REFUND OF THE ORIGINAL PURCHASE PRICE - AT DISTRIBUTOR'S SOLE DISCRETION - ARE THE EXCLUSIVE REMEDIES OF THE CONSUMER. IN NO EVENT WILL DISTRIBUTOR, ITS MANUFACTURERS, OR SAKAR INT. BE LIABLE FOR ANY INCIDENTAL, DIRECT, INDIRECT, SPECIAL, PUNITIVE OR CONSEQUENTIAL DAMAGES (SUCH AS, BUT NOT LIMITED TO, DAMAGES FOR LOSS OF PROFITS, BUSINESS, SAVINGS, DATA OR RECORDS) CAUSED BY THE USE, MISUSE OR INABILITY TO USE THE PRODUCT. EXCEPT AS STATED HEREIN, NO OTHER WARRANTIES SHALL APPLY. NOTWITHSTANDING THE FOREGOING, CONSUMER'S RECOVERY AGAINST DISTRIBUTOR SHALL NOT EXCEED THE PURCHASE PRICE OF THE PRODUCT SOLD BY DISTRIBUTOR. THIS WARRANTY SHALL NOT EXTEND TO ANYONE OTHER THAN THE ORIGINAL CONSUMER WHO PURCHASED THE PRODUCT AND IS NOT TRANSFERABLE.**

**Some countries, states or provinces do not allow the exclusion or limitation of incidental or consequential damages or allow limitations on warranties, so limitation or exclusions may not apply to you. This warranty gives you specific legal rights, and you may have other rights that vary from state to state or province to province. Contact your authorized retailer to determine if another warranty applies. This product is manufactured, distributed and sold by SAKAR International, Inc. All other trademarks are the property of the respective owner, who has not sponsored, endorsed or approved this product.**

This device complies with part 15 of the FCC rules. Operation is subject to the following two conditions: (1) this device may not cause harmful interference, and (2) this device must accept any interference received, including interference that may cause undesired operation.

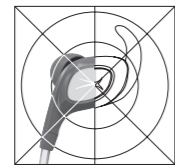
**Caution:** Changes or modifications not expressly approved by the party responsible for compliance could void the user's authority to operate the equipment.

**NOTE:** This equipment has been tested and found to comply with the limits for a Class B digital device, pursuant to Part 15 of the FCC Rules. These limits are designed to provide reasonable protection against harmful interference in a residential installation. This equipment generates, uses and can radiate radio frequency energy and, if not installed and used in accordance with instructions, may cause harmful interference to radio or television reception, which can be determined by turning the equipment off and on, the user is encouraged to try to correct the interference by one or more of the following measures:

- \_\_\_ Reorient or relocate the receiving antenna.
- \_\_\_ Increase the separation between the equipment and receiver.
- \_\_\_ Connect the equipment into an outlet on a circuit different from that to which the receiver is connected.
- \_\_\_ Consult the dealer or experienced radio/ TV technician for help.



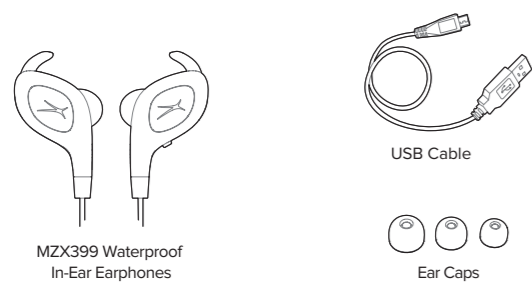
### WATERPROOF IN-EAR EARPHONES



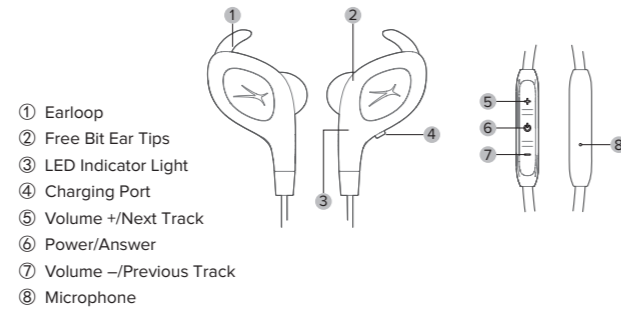
**Quick Start Guide**  
Item # MZX399



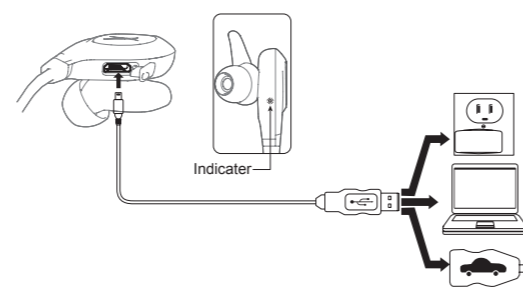
1. Make sure the following items are included in your package.



2. For a look at the various buttons and parts of your earphones, view the graphic below.

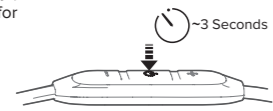


3. **Charging:** When charging, a red LED light will illuminate. The light will turn blue when your unit is fully charged. Your earphones can take up to two hours to fully charge.



4. **Powering ON/Powering OFF Your Earphones:**  
-Press and hold the Power button for approximately 3-5 seconds to power on your earphones. Your earphones will automatically connect with the last phone they were paired with if they have previously been paired.  
-Once powered on, you can press and hold the Power button again for approximately three seconds to power off your earphones.

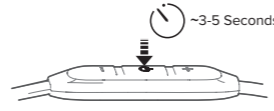
**NOTE:** In order to save power, your earphones will automatically power off if left unpaired and idle for several minutes.



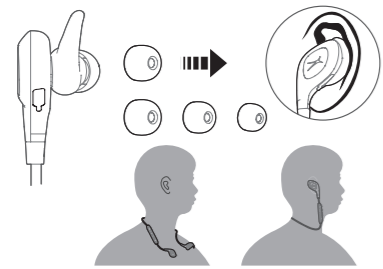
5. **Pairing Your Earphones With a Bluetooth Phone**  
-To power on your earphones, press and hold the Power button for approximately 3-5 seconds. Once powered on, you will hear your earphones audibly say "Powering ON."

Immediately after powering on your earphones, the LED Indicator Light will alternately flash red and blue to indicate that your earphones are ready to be paired.

-Go to the Bluetooth Manager on your phone. Search Bluetooth devices and select "Altec Sport" to start connecting. Once paired, the LED Indicator Light will slowly flash blue every few seconds.

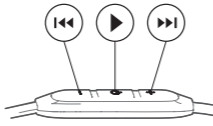


6. **Wearing Your Earphones**  
For the best sound performance and a secure, comfortable fit, be sure that the ear buds rest gently in your ear and drape around the back of your neck. Use the ear caps that works best for you.



7. **Listening to Music**  
**Play/Pause**  
Press the Power button to get music from your audio source to play or pause.  
**Next/Previous Song**  
Press and hold the Volume Up or Volume Down buttons to advance to the next song or go back to the previous one.  
**Increase/Decrease Volume**  
Repeatedly tap the Volume Up or Volume Down buttons to increase or decrease the volume.

**NOTE:** Music will automatically pause when a call is dialed out or when there is an incoming call. It will resume when the call ends.



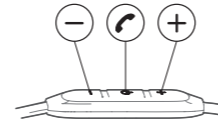
8. **Using Your Earphones During Phone Calls**

**Last Number Redialing**  
Quickly tap on the Answer button twice and the last number that you dialed will be redialed.

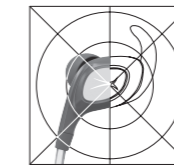
**Answering an Incoming Call**  
To answer an incoming call, quickly press the Answer button.

**Ending a Call**  
To end a call, quickly press the Answer button, and the call will be disconnected.

**Adjusting Volume**  
By pressing the Volume Up or Volume Down buttons you can increase or decrease the volume of the phone call.



### WATERPROOF IN-EAR EARPHONES



**Quick Start Guide**  
Item # MZX399



**Care & Maintenance**  
- Before using your earphones, inspect them carefully to make sure that they are clear of dust and debris before charging.  
- Use a soft cloth to clean your earphones. Never use any harsh chemicals or detergents. Make sure your earphones are dry before charging.  
- When your earphones are not in use, they should be stored in a cool, dry place.  
- Never tug or yank on the cables. Doing so can damage your earphones.  
- Never expose your earphones to high temperatures, or extreme cold.  
- Give your ears a break. Do not listen to your earphones at high volumes for extended periods of time.  
- If exposed to salt water, rinse your earphones with tap water to maintain proper long term performance.  
- Please recycle or dispose of your earphones properly based on the laws and rules of your municipality. Contact local recycling facilities and/or the manufacturer of your earphones for further information.



#### Important Safety Precautions & Battery Information

- Do not allow children or the infirm to play with your earphones without adult supervision.
- Do not expose your earphones to excessive heat, flames or fire.
- Always press all buttons carefully. Do not mishandle your earphones.
- Do not use in extremely dry environments, as this can lead to static discharge during usage.
- Do not expose your earphones to temperatures above 40°C. Keep out of direct sunlight.
- Do not attempt to repair this product yourself. Contact a qualified service center if your earphones are in need of service.
- Do not drop, puncture or expose your earphones to excessive trauma.
- Your earphones are not intended for commercial use.
- Do not place near objects that generate a strong magnetic field.
- Do not charge during lightning storms.
- The device is equipped with an integrated lithium-polymer battery. The battery cannot be replaced. Do not attempt to remove the battery from the device.
- The battery used in this device may present a risk of fire or chemical burn if mistreated.

**SPECIFICATIONS**  
Driver: 8mm  
Frequency range: 20Hz-20kHz

**LEVEL 2 INTENSITY**

**IPX7 WATER PROOF**

**FREEBIT™ EARTIPS**

**6 HOURS OF PLAYTIME**

**Technical Support**  
For technical support issues please visit our website at [www.alteclansing.com](http://www.alteclansing.com). You can find manuals, software and FAQ's at the website. Can't find what you are looking for? Call 1-855-292-4087 to access our technical support information on the phone.

**Altec Lansing One Year Warranty Card**  
This warranty covers the original consumer purchaser only and is not transferable.

This warranty covers products that fail to function properly UNDER NORMAL USAGE, due to defects in material or workmanship. Your product will be repaired or replaced at no charge for parts or labor for a period of one year.

**What Is Not Covered by Warranty**  
Damages or malfunctions not resulting from defects in material or workmanship and damages or malfunctions from other than normal use, including but limited to, repair by unauthorized parties, tampering, modification or accident.

**To Obtain Warranty Service and Troubleshooting information:**  
Call 1-855-292-4087 or Visit our website at [www.alteclansing.com](http://www.alteclansing.com).

To receive Warranty service along with the name and address of an authorized product service center, the original consumer purchaser must contact us for problem determination and service procedures. Proof of purchase in the form of a bill of sale or receipted invoice, evidencing that the Product is within the applicable Warranty period(s), MUST be presented in order to obtain the requested service. It is your responsibility to properly package and send any defective products along with a dated copy of proof of purchase, a written explanation of the problem, and a valid return address to the authorized service center at your expense. Do not include any other items or accessories with the defective product. Any products received by the authorized service center that are not covered by warranty will be returned unpaired.

**NO WARRANTIES, WHETHER EXPRESS OR IMPLIED, INCLUDING, BUT NOT LIMITED TO, ANY IMPLIED WARRANTIES OF MERCHANTABILITY OR FITNESS FOR A PARTICULAR PURPOSE, OTHER THAN THOSE EXPRESSLY DESCRIBED ABOVE SHALL APPLY. DISTRIBUTOR FURTHER DISCLAIMS ALL WARRANTIES AFTER THE EXPRESS WARRANTY PERIOD STATED ABOVE. NO OTHER EXPRESS WARRANTY OR GUARANTEE GIVEN BY ANY PERSON, FIRM OR ENTITY WITH RESPECT TO THE PRODUCT SHALL BE BINDING ON DISTRIBUTOR, REPAIR, REPLACEMENT, OR REFUND OF THE ORIGINAL PURCHASE PRICE - AT DISTRIBUTOR'S SOLE DISCRETION - ARE THE EXCLUSIVE REMEDIES OF THE CONSUMER. IN NO EVENT WILL DISTRIBUTOR, ITS MANUFACTURERS, OR SAKAR INT. BE LIABLE FOR ANY INCIDENTAL, DIRECT, INDIRECT, SPECIAL, PUNITIVE OR CONSEQUENTIAL DAMAGES (SUCH AS, BUT NOT LIMITED TO, DAMAGES FOR LOSS OF PROFITS, BUSINESS, SAVINGS, DATA OR RECORDS) CAUSED BY THE USE, MISUSE OR INABILITY TO USE THE PRODUCT, EXCEPT AS STATED HEREIN, NO OTHER WARRANTIES SHALL APPLY. NOTWITHSTANDING THE FOREGOING, CONSUMER'S RECOVERY AGAINST DISTRIBUTOR SHALL NOT EXCEED THE PURCHASE PRICE OF THE PRODUCT SOLD BY DISTRIBUTOR. THIS WARRANTY SHALL NOT EXTEND TO ANYONE OTHER THAN THE ORIGINAL CONSUMER WHO PURCHASED THE PRODUCT AND IS NOT TRANSFERABLE.**

Some countries, states or provinces do not allow the exclusion or limitation of incidental or consequential damages or allow limitations on warranties, so limitation or exclusions may not apply to you. This warranty gives you specific legal rights, and you may have other rights that vary from state to state or province to province. Contact your authorized retailer to determine if another warranty applies. This product is manufactured, distributed and sold by SAKAR International, Inc. All other trademarks are the property of the respective owner, who has not sponsored, endorsed or approved this product.

This device complies with part 15 of the FCC rules. Operation is subject to the following two conditions: (1) this device may not cause harmful interference, and (2) this device must accept any interference received, including interference that may cause undesired operation.

**Caution:** Changes or modifications not expressly approved by the party responsible for compliance could void the user's authority to operate the equipment.

**NOTE:** This equipment has been tested and found to comply with the limits for a Class B digital device, pursuant to Part 15 of the FCC Rules. These limits are designed to provide reasonable protection against harmful interference in a residential installation. This equipment generates, uses and can radiate radio frequency energy and, if not installed and used in accordance with instructions, may cause harmful interference to radio or television reception, which can be determined by turning the equipment off and on, the user is encouraged to try to correct the interference by one or more of the following measures:  
- Reorient or relocate the receiving antenna.  
- Increase the separation between the equipment and receiver.  
- Connect the equipment into an outlet on a circuit different from that to which the receiver is connected.  
- Consult the dealer or experienced radio/TV technician for help.



订单编号	SO201702004	客户	Sakar	物料名称	快速指南	物料编码	#####
工厂型号	SH827	客户品牌	Altec®	规格/材质	MZX399_EN, 285(71.25×4)×210(70×3)mm, 80g书写纸, 单黑图文双面印刷		
版本	A	客户型号	MZX399	描述	BK 3260		
单位	mm(1:1)	工程设计	石成伟	业务审核		工程审核	
						批准	
						日期	2017-03-03